

Dinex Repair kit 28136-RK for Iveco Stralis / Trakker

Dinex is pleased to introduce to the aftermarket a pipe rep-kit for Iveco Stralis / Trakker. The Repair Kit offers the opportunity to easily repair the pipe without additional costs. In addition to that Dinex offers a full range of pipes for Iveco Stralis / Trakker Euro IV / V. For more information please contact your local sales office.



Complete pipe

Repair kit



To apply the Repair kit to the pipe use the Dinex Exhaust Assembly Paste which is a high quality sealant for efficient leak-proof exhaust systems.

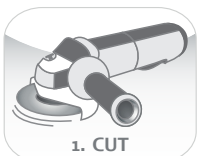
Dinex no. 28136
OE no. 41296198

Dinex no. 28136-rk
(Flex pipe and the clamp)



Dinex no. 78800
Dinex Exhaust Assembly Paste

Replacement kit for 28136 - Iveco OE 41296198



1. CUT

1. Make the cut as close as possible to the flex hose, but not less than 76 mm from the bracket.



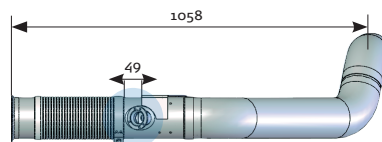

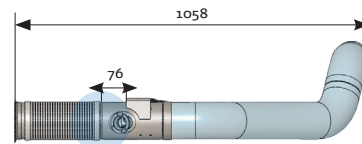
2. APPLY THE PASTE*

2. Before connecting the pipes uniformly apply Dinex Exhaust Assembly Paste (78800).



3. CONNECT

3. Make sure that there is a 49 mm space from the bracket connection point.



To ensure the best results please carefully read the Dinex Exhaust Assembly Paste instruction.

*The assembly paste is not included in the kit.

Manufacturers part numbers are quoted for reference only || Truck | Product news | 09.16 | 17 | Printed information is subject to change without prior notice. Please refer to www.dinex.dk for most recent data, or contact your local Dinex sales office.

Quality products from Dinex – Europe's leading supplier of complete exhausts systems and emission technologies for commercial vehicles.



going the extra mile